

Instructional Technique 8

Review

- ✓ How to build a Lesson Plan

- ✓ R


- ✓ I

- ✓ P

- ✓ E

Instructional Technique

- ✓ Finish “How to Change a Flat Tire” lesson plan
- ✓ Student differences - FIG pg Active listening -
- ✓ Defense Mechanisms -
- ✓ What is your topic for presentation



How to Change a Flat

- v Introduction - You hear a 'thunk' and feel your vehicle pulling one direction suddenly! What do you do? Are you hopelessly stranded until help can come or will you be temporarily inconvenienced and on the road soon. Having a flat tire is no fun, but knowing how to change a flat tire will at least be irritating and not devastating - both safety wise and financially.

How to Change a Flat

- v Orientation Board
 - u SAFETY
 - u EQUIPMENT
 - u PROCEDURE



- v SAFETY

- u Park - side of road, traffic, flares & cones, hazard lights

- v EQUIPMENT

- u Jack, Spare, Tire Wrench, Lug nuts, Flat - throw it in the trunk for repairs Outline

PROCEDURE

Loosen nuts- few turns

Jack up car- look for proper hard points
for placement

Remove nuts-bottom first

Slide flat off bolts roll out of way - to rear

Place spare on bolts

Verb.Supp - may have to Jack up car
more

nuts on finger tight

use wrench to tighten rest of way - order
important

Conclusion

- ✓ Final Check Questions - Why should I loosen nuts before I Jack up the car?
- ✓ Questions should be on major points - “if they remember nothing else but the answer to these questions, will they be able to grasp in the air”

Conclusion(How to change a Tire)

- ✓ Statement: By understanding the equipment, and procedures to use and do it safely, there is no need to worry when faced with a flat tire or paying for road service. It is important to be able to solve your own problems and get back on the road quickly, especially so we can go to the next step in training-planning the long road trip!

Monitoring Instruction

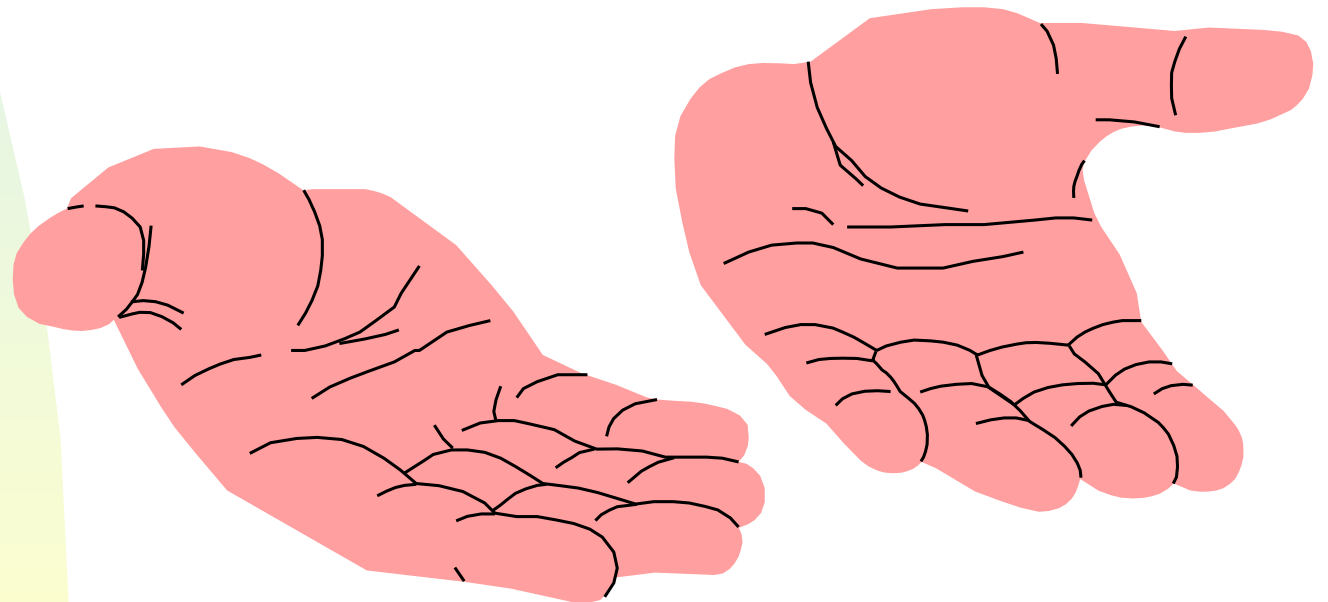
- ✓ Preparation
- ✓ Intro
- ✓ Presenting Outline
- ✓ Student Activity
- ✓ Confirming Learning
- ✓ Conclusion

Student Differences

- ▼ How to handle different personality types FIG pg.


Student Differences

- ▾ Defense Mechanisms-2.1-11
 - ▾ Rationalization




Student Differences

- ▾ Defense Mechanisms-2.1-11
 - ▾ Flight




Student Differences

- v Defense Mechanisms-2.1-11
 - u Aggression



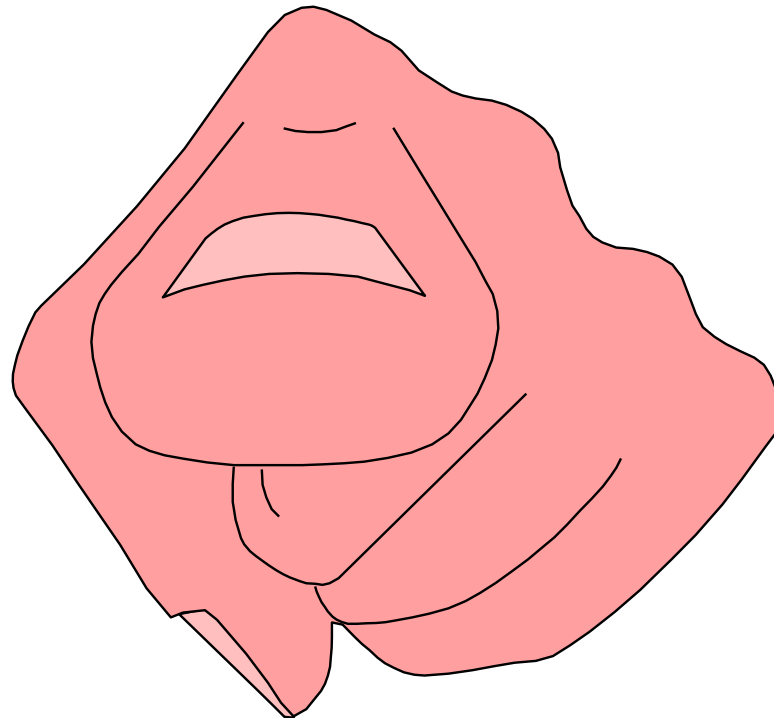
Student Differences

- ▼ Defense Mechanisms-2.1-11
 - ↳ Resignation



Student Differences

- ▾ Defense Mechanisms-2.1-11
 - ▾ Projection





What is your Topic?

- v Dazzle?
- v Inform?
- v Entertain?

